







# Loffee


Inspired by mid-century design, the Loffee is a stunning twist on the trend featuring hand crafted leather finished on a weathered oak frame.



CORE MODELS

Size	Upholstery	Colour	Leg	Width	Depth	Height	Seat Height
3 Seater	 Leather	 Destroyed Black	 Weathered Oak	2000	910	830	440
Armchair	 Leather	 Destroyed Black	 Weathered Oak	1020	910	830	440

## Other options

Variations	size	width	depth	height
	2 Seater	1670	910	830

## Finishes

### Upholstery



Leather

Antique  
Bike  
Destroyed Black  
Old England  
Old Glove Espresso  
Pampas  
Retro  
Riders Nut  
Sioux  
Vintage

## Construction & Specifications

### Frame

Hardwood, plywood & oak

### Back

Elastic webbing, fibre filling

### Seat

Foam & fibre filling with S spring & elastic webbing

### Product Care

Please visit our website for product care information  
[www.mcw.nz/about/product-care](http://www.mcw.nz/about/product-care)

### Warranty Information

Please visit our website for warranty information  
[www.mcw.nz/about/the-mcw-promise](http://www.mcw.nz/about/the-mcw-promise)

For more information please see one of our sales consultants or visit [mcw.nz](http://mcw.nz)