

forma Candi



Construction

Frame

Laminated Pine

Seat & Back

Foam and Feather with Elastic Webbing

Origin

Made in New Zealand

Key Features

A contemporary classic sofa that oozes comfort. The Candi features slim angled arms, a deep plush seat and a tuck detail on the back to add the wow factor. Constructed using sustainably grown pine and reinforced steel topped with multi-density foam and feather cushions. Beautifully designed and made in New Zealand the Candi is available in any fabric of your choice as well as a number of configurations.




Product Care

Please visit our website for product care information
[▶ www.mcw.nz/about/product-care](http://www.mcw.nz/about/product-care)

Warranty Information

Please visit our website for warranty information
[▶ www.mcw.nz/about/the-mcw-promise](http://www.mcw.nz/about/the-mcw-promise)

Options

Variations	size	width	depth	height
	3 Seater	2450	1000	760
	2 Seater	1850	1000	760
	Modular Left	2325	1000	760

Finishes

Materials



Fabric

Legs



Metal

For more information please see one of our furniture department staff
 or visit www.mcw.nz



Christchurch

181 Blenheim Road
03 341 3380

Timaru

16 Sophia Street
03 684 7056

Dunedin

97 Crawford Street
03 471 9100

Queenstown

54 Gorge Road
03 442 7355

Wanaka

20 Ardmore Street
03 443 4997

Wellington

230 Thorndon Quay
04 595 4250

mcw.nz